



Executive Regulatory Oversight Committee (EROC)  
5/13/2026



## Federal Funding from HUD

Community Development Block Grant – Disaster Recovery Funding

Authorized by Federal Government to address unmet needs resulting from disasters.

Ian Grant  
\$1,107,881,000 +  
Helene/Milton Grant  
\$100,683,000

Allocated to Lee County by U.S. Housing and Urban Development (HUD)

## Use

At least 70% of funds must be used for projects to benefit low- and moderate-income households

# WHAT IS CDBG-DR?

# CDBG-DR Citizen Advisory Group

Executive Regulatory Oversight Committee (EROC)

## Purpose

- HUD encourages grantees to gather feedback on key program decisions from a citizen advisory group at least annually.
- EROC was identified as an ideal partner for this CDBG-DR advisory group, given its proven ability to connect community perspectives with the County's decision-making processes.

# Timeline



**Sept. 28, 2022**

Hurricane Ian made landfall in Lee County.




**May 18, 2023**

HUD announced a \$1.1 billion allocation in CDBG-DR funds to Lee County for long-term Hurricane Ian recovery efforts.

**Aug. 2-31, 2023**

Lee County holds public participation meetings to develop Ian long-term recovery action plan.



**Sept. 19, 2023**

Lee County submits Ian action plan to HUD.



**November 2023**

HUD approves Ian action plan. Lee County receives HUD's executed grant agreement authorizing use of grant funds.

**Dec. 5, 2023**

First Ian CDBG-DR program launched (Planning)



**Jan. 2, 2024**

Second Ian CDBG-DR program launched (Multi-Family Housing Rehabilitation)



**Feb. 1, 2024**

Third Ian CDBG-DR program launched (LeeCares Individual Housing Recovery)



**March 5, 2024**

Fourth Ian CDBG-DR program launched (Public Facilities and Critical Infrastructure)



**April 2, 2024**

Fifth Ian CDBG-DR program launched (Affordable Housing Development)



**Sept. 26, 2024**

Hurricane Helene made landfall in Lee County.



**Oct. 9, 2024**

Hurricane Milton made landfall in Lee County.



**Jan. 21, 2025**

HUD announced \$100M Helene/Milton allocation of CDBG-DR funds.



**Feb. 6, 2025**

First Ian project shovel in the ground (Affordable Multi Family Development - Hermosa II)



**April 1, 2025**

Lee County submits Helene/Milton action plan to HUD. Launch of Helene/Milton LeeCares Individual Housing Recovery pre-applications.



**May 14, 2025**

HUD approval Helene/Milton action plan.

**June 5, 2025**

HUD executed Helene/Milton Grant Agreement

**2026**

**Activities Awarded to Subrecipients:**

- Planning = 25
- Housing Dev and Preservation = 22
- Infrastructure = 37
- HMGP – coming soon
- Public Service = 2

# National Objective

HUD requires that CDBG-DR projects meet at least one of the three national objectives: benefiting low- and moderate-income populations, addressing an urgent need, or preventing or eliminating slums or blight.

## Low- and Moderate-Income Persons

Typical Eligibility for Housing & Public Services Projects

At least 70% of funds must benefit LMI persons

Includes Area Benefit, Limited Clientele, and Job creation/retention

## Urgent Need

Typical Eligibility for Infrastructure Projects

Address serious, immediate threats to health or safety of a community

Conditions must be recent and not otherwise fundable



# HUD Eligible Activities

Lee County CDBG-DR	HUD CDBG-DR Eligible Activities 24 CFR Part 570
✓	Acquisition
	<i>Disposition</i>
✓	Public Facilities & Improvements
✓	Clearance
✓	Public Services
	<i>Interim Assistance</i>
✓	Payment of Non-Federal Share
✓	Relocation Assistance
	Loss of Rental Income
	Privately Owned Utilities
✓	Construction of Housing
✓	Rehabilitation & Preservation
	<i>Code Enforcement</i>
	<i>Special Economic Development Activities</i>
	<i>Microenterprise Assistance</i>
✓	Planning & Capacity Building
	<i>Community Based Development Organizations (CBDOs)</i>
✓	Homeownership Assistance
✓	Technical Assistance
✓	Direct Assistance to Facilitate Homeownership
✓	General Administration

# Community Input



## Overview of both CDBG-DR Action Plan Allocation Breakdowns

Total by Category	Project	Ian Budget	Helene and Milton Budget
<b>Housing</b>			
<b>\$599,076,054</b>	Affordable Multifamily Housing Development and Preservation	\$377,118,528	
	Affordable Single Family Housing Development	\$19,600,000	
	Individual Housing Rehabilitation, Reconstruction and Elevation	\$149,344,126	\$43,013,400
	Home Purchase Assistance	\$10,000,000	
<b>Public Facilities and Infrastructure</b>			
<b>\$507,146,604</b>	Mitigation Projects	\$131,778,265	\$13,133,000
	Critical Public Facilities and Infrastructure	\$337,835,339	\$24,400,000
<b>Public Services</b>			
<b>\$21,633,325</b>	Unmet Needs Long Term Recovery Group	\$2,780,875	
	Public Services Program	\$3,750,000	
	Disaster Recovery Assistance		\$1,000,000
	Behavioral Health		\$14,102,450
<b>Planning</b>			
<b>\$20,279,817</b>	Recovery and Resiliency Planning	\$17,305,773	
	CDBG-DR Action Plan	\$110,485	
	Long Term Recovery Task Force	\$2,213,559	
	Behavioral Health Services and System of Care Implementation Plan	\$650,000	
<b>Administration/Contingency</b>			
<b>\$60,428,200</b>		\$55,394,050	\$5,034,150
<b>Total both allocations = \$1,208,564,000</b>		<b>\$1,107,881,000</b>	<b>\$100,683,000</b>

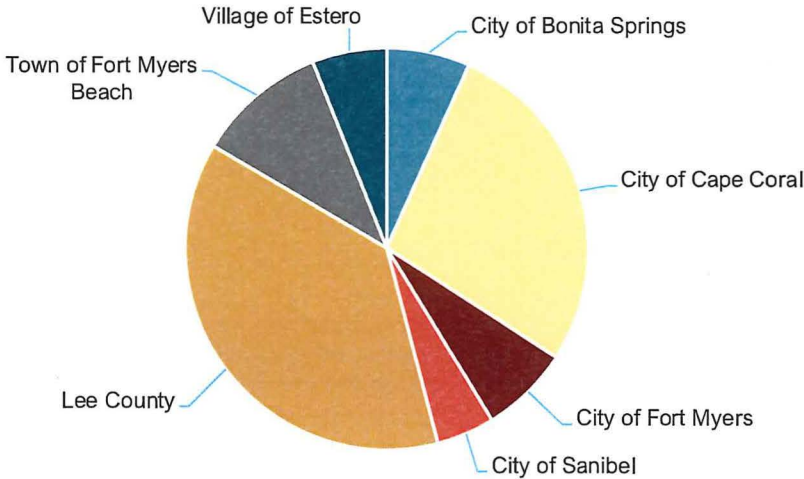
# PLANNING PROGRAM

## Hurricane Ian Overview

Number of Planning Projects Underway	Projects Completed	<i>Projected Project Completions - 2026</i>	Total Program Budget	Expenditures to Date
22	3	15	\$20,279,817	\$5,765,995

*Total Expenditures based on HUD drawdowns as of March 31, 2026.*

Planning Awards by Jurisdiction



# PLANNING PROGRAM

## Hurricane Ian - Project List (1 of 2)

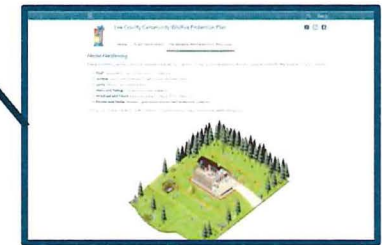
Subrecipient	Planning Project	Project Budget
City of Bonita Springs	Mobility Plan	\$540,000
	Citywide Parks and Recreation Master Plan	\$460,000
City of Cape Coral	North Cape Coral Drainage Basin Alternative Plan	\$2,558,750
	Cape Coral Parkway: Corridor Resiliency Study	\$565,983
	Disaster and Cost Recovery Plan	\$400,000
	Business Community Resilience Plan	\$300,000
	Communications Plan	\$300,000
City of Fort Myers	Stormwater Master Plan	\$772,824
	Threat and Hazard Identification & Risk Assessment	\$250,000
	Comprehensive Plan - <b>Completed</b>	\$50,000
City of Sanibel	Comprehensive Land Use Plan	\$250,000
	Broadband Feasibility Study	\$252,000
	Transportation Master Plan	\$200,000



# PLANNING PROGRAM

## Hurricane Ian - Project List (2 of 2)

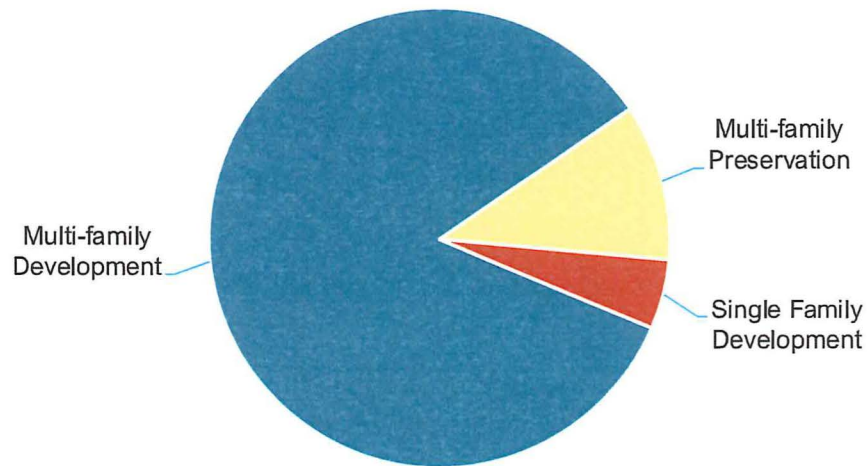
Subrecipient	Planning Project	Project Budget
Lee County	Regional Alternative Source Water Supply Study	\$3,350,000
	Community Wildfire Protection Plan	\$250,000
	Lee County School District Vulnerability Assessment	\$500,000
	Strategic Growth Plan	\$500,000
	Captiva Island Stormwater Study	\$300,000
	Behavioral Health System of Care Implementation	\$650,000
	CRS Watershed Planning Study	\$100,000
Town of Fort Myers Beach	Long Term Recovery Plan & Comprehensive Updates	\$1,575,000
Village of Estero	Comprehensive Vulnerability Assessment	\$450,000
	Estero Eco-Historic Planning Study	\$453,500
Lee County Direct AP Awards	CDBG-DR Action Plan - <b>Completed</b>	\$110,485
	Long Term Recovery Task Force - <b>Completed</b>	\$2,213,559



# AFFORDABLE HOUSING PROGRAM

## Development and Preservation

Housing Program Categories	Awards	Total New Units	Total Program Budget
Affordable Multi-family Housing Development	13 Developments (6 more under consideration)	2,366	\$333,750,877
Affordable Multi-family Housing Preservation (Rehabilitations)	6 Developments	716	\$43,367,651
Affordable Single Family Housing Development	3 Developments	54	\$19,600,000
<b>Total</b>		<b>3,136</b>	<b>\$396,718,528</b>



# Housing Development Progress



**BAYSHORE PINES**



**HERMOSA NFM**



**EKOS ON EVANS**



**OAK PARK SENIOR**



**BLOOM FORT MYERS**



**ST. PETER CLAVER**



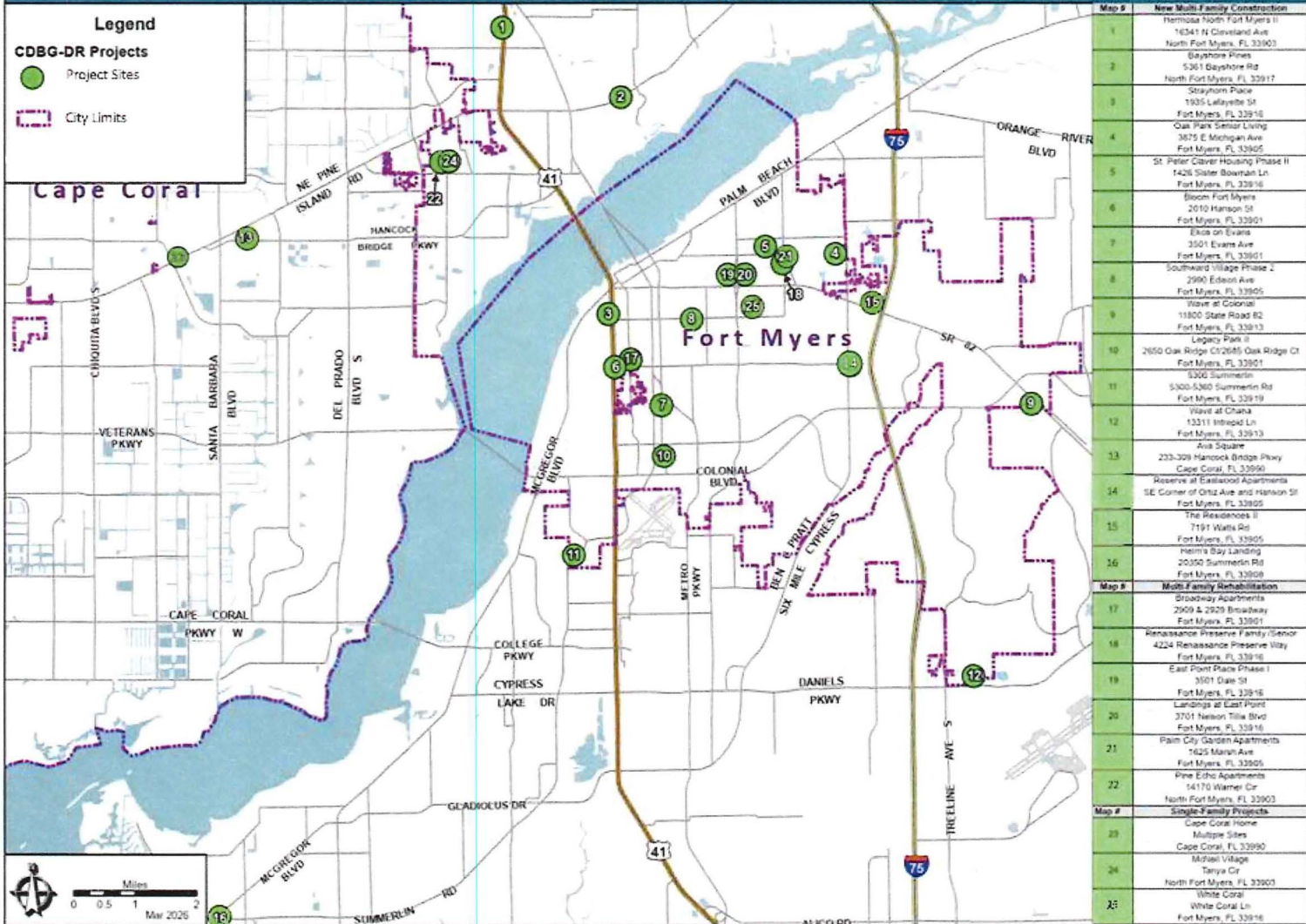
**STRAYHORN PLACE**

# Housing Development Progress



MCNEILL VILLAGE II

# CDBG-DR Housing Projects



**Legend**

**CDBG-DR Projects**

- Project Sites
- City Limits

Map #	Project Name
<b>Map #1 New Multi-Family Construction</b>	
1	Hermosa North Fort Myers II 16341 N. Cleveland Ave North Fort Myers, FL 33903
2	Seashore Pines 5361 Dayshore Rd North Fort Myers, FL 33917
3	Strayhorn Place 1835 Lullayette St Fort Myers, FL 33918
4	Oak Park Senior Living 3875 E. Michigan Ave Fort Myers, FL 33905
5	St. Peter Claver Housing Phase II 1426 Sister Bowman Ln Fort Myers, FL 33916
6	Bloom Fort Myers 2010 Hanson St Fort Myers, FL 33901
7	Eden on Evans 3501 Evans Ave Fort Myers, FL 33901
8	Southward Village Phase 2 2990 Edison Ave Fort Myers, FL 33905
9	Wave at Colonial 11800 State Road 82 Fort Myers, FL 33913
10	Legacy Park II 2650 Oak Ridge Ct/2650 Oak Ridge Ct Fort Myers, FL 33901
11	5300 Summerlin 5300 Summerlin Rd Fort Myers, FL 33919
12	Wave at Chaha 13311 Inwood Ln Fort Myers, FL 33913
13	Aria Square 233-309 Hancock Bridge Pkwy Cape Coral, FL 33990
14	Reserve at Eastwood Apartments SE Corner of Ch24 Ave and Hanson St Fort Myers, FL 33905
15	The Residences II 7191 Watts Rd Fort Myers, FL 33905
16	Helm's Bay Landing Fort Myers, FL 33908
<b>Map #2 Multi-Family Rehabilitation</b>	
17	Broadway Apartments 2900 & 2929 Broadway Fort Myers, FL 33901
18	Renaissance Preserve Family (Senior) 4224 Renaissance Preserve Way Fort Myers, FL 33916
19	East Point Place Phase I 3501 Dale St Fort Myers, FL 33916
20	Landings at East Point 3701 Nelson Tillie Blvd Fort Myers, FL 33916
21	Palm City Garden Apartments 1625 Marsh Ave Fort Myers, FL 33905
22	Pine Echo Apartments 54170 Warner Cir North Fort Myers, FL 33903
<b>Map #3 Single-Family Projects</b>	
23	Multiple Sites Cape Coral, FL 33990
24	Michael Village Tanya Cir North Fort Myers, FL 33903
25	White Coral White Coral Ln Fort Myers, FL 33916

# LeeCares: CDBG-DR Individual Housing Recovery

## OUTREACH EFFORTS

**Mailers Sent**

17,036

**Housing Outreach Events**


36

**Door-to-Door**

41,530 Knocks / Door Hangers

**Call Center**

Calls Received: 12,670 | Calls Made: 3,418



## Results & Impacts To Date

**Housing Rehabilitation, Reconstruction And Elevation (HRRE)**

3,313 Total Applications

860 Eligible Applications

741 Awards Complete

436 Key Turnovers

**Home Purchase Assistance (HPA)**

756 Total Applications

116 Eligible Applications

112 Closings Complete



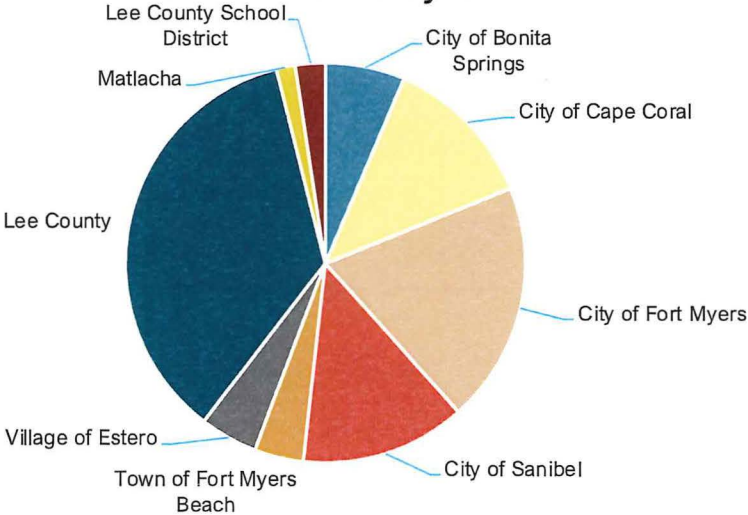
# INFRASTRUCTURE PROGRAM

## Hurricane Ian Overview

Number of Projects Underway	Total Program Budget	Expenditures to Date	# of Projects Starting Construction Phase - 2026
34	\$337,835,339	\$3,152,937	16

Total Expenditures based on HUD drawdowns as of March 31, 2026.

Infrastructure Awards by Jurisdiction



# INFRASTRUCTURE PROGRAM

## Hurricane Ian Project List (1 of 3)

Subrecipient	Infrastructure Project	Project Budget
City of Bonita Springs	Ragsdale/Pennsylvania/Arroyal Corridor Street Improvements	\$21,000,000
City of Cape Coral	Weir Rehabilitation Upgrade or Replacement Project	\$10,824,119
	Community Recreation Center and Disaster Shelter	\$29,904,200
City of Fort Myers	S.T.A.R.S Expansion and Category 3 Hurricane Shelter	\$11,495,337
	Salvation Army Center for Hope Campus	\$13,093,500
	Wellfield Expansion	\$14,988,750
	LARC	\$5,704,948
	Goodwill Industries of Southwest Florida, Inc.	\$19,000,000
City of Sanibel	FISH of SANCAP Building Elevation, Hardening, and Associated Site Improvements	\$6,990,194
	Sanibel Fire Station 171 Reconstruction	\$9,142,388
	Road Reconstruction	\$12,460,000
	Sanibel Police Station	\$15,040,689



# INFRASTRUCTURE PROGRAM

## Hurricane Ian Project List (2 of 3)

Subrecipient	Infrastructure Project	Project Budget
Matlacha	Matlacha Pine Island Fire Control District Station 2	\$5,033,395
Lee County School District	Infrastructure and Public Facilities Project	\$8,000,000
Village of Estero	Broadway Avenue West Road Improvements	\$15,315,470
Town of Fort Myers Beach	North Island Water Tower Complex Rehabilitation	\$4,681,844
	Parks and Recreation Revitalization	\$8,336,753
The Salvation Army	Salvation Army East Lee Hope Hub	\$1,450,000
Lee County	Public Safety - Cape Coral EMS Base – Safe Room	\$10,073,439
	Public Safety - Resilient Towers	\$15,124,062
	Utilities - Moss Marina Booster Pump Station Relocation	\$17,850,000
	HMGP: Tortuga Elementary Generator	\$443,445
	HMGP: Lee Health Sports Complex Generator	\$380,415
	Public Safety - Pine Island EMS Station	\$7,500,000
	Transportation - Countywide Drainage Improvements	\$11,050,000
	Fleet - Satellite Shop Replacement and Underground Fuel Tank Replacement	\$6,000,000



# INFRASTRUCTURE PROGRAM

## Hurricane Ian Project List (3 of 3)

Subrecipient	Infrastructure Project	Project Budget
Lee County cont.	Transportation - Constitution Circle and Hagie Drive Bridge Replacement	\$8,425,000
	Transportation - Bright Road Bridge Replacement and Drainage Improvements	\$5,400,000
	Transportation - Stringfellow Road Bridge Replacement	\$5,900,000
	Transportation - Harlem Heights Drainage Improvements	\$3,800,000
	Transportation - DOT Traffic Warehouse Reconstruction	\$15,000,000
	Transportation - Reconstruction of Stormwater Structure S-SF-1	\$2,500,000
	Transportation - Weir Construction 3 Units	\$4,250,000
	Transportation - Sanibel Bridge Articulating Block Installation	\$1,800,000
<b>Total:</b>		<b>\$327,957,952</b>



# INFRASTRUCTURE PROGRAM

## Hurricanes Helene & Milton Overview

Subrecipient	Infrastructure Project	Project Phase	Project Budget
Lee County	Transportation - Pine Island and Burnt Store Road Resurfacing	Construction	\$3,500,000
	Transportation - Sanibel Captiva Road and Captiva Drive Resiliency	Design	\$7,200,000
	Transportation - Sidewalk Repairs Iona & Stringfellow	Construction	\$3,000,000
	San Carlos Island Property Acquisition, Clearance, Flood Mitigation and Resiliency Improvements	Pre-Award	\$10,000,000
<b>Total:</b>			<b>\$23,700,000</b>





# HMGP Ian Match Funding

## FEMA's Hazard Mitigation Grant Program Match Funding



# FEMA

*FEMA grants HMGP funds to mitigation projects designed to reduce future disaster risk and improve the resilience of public infrastructure and facilities.*

CDBG-DR funds may be used to provide the required 25% local match for eligible FEMA HMGP mitigation projects.

FEMA/FDEM award timelines have delayed many HMGP project approvals statewide.

Notices of Award have been issued for 25 HMGP projects as of May 1st, with additional projects still pending review.

Because CDBG-DR funds are subject to HUD deadlines, project feasibility and timing must be considered before match funding is committed.

The Board will consider HMGP CDBG-DR match funding recommendations on June 2, 2026, with final awards anticipated June 16, 2026.

# PUBLIC SERVICES PROGRAMS

## Unmet Needs Long Term Recovery Group (*Catholic Charities*)



Catholic Charities coordinates a community “roundtable” of nonprofit and service providers that assists Hurricane Ian survivors with unmet recovery needs, including housing counseling, mental health services, disability support, food assistance, transportation, childcare, and essential home goods. Through direct services and microgrant partnerships, the program has provided more than 4,400 services to disaster-impacted households.

## Centerstone Mental Health and Addiction Services

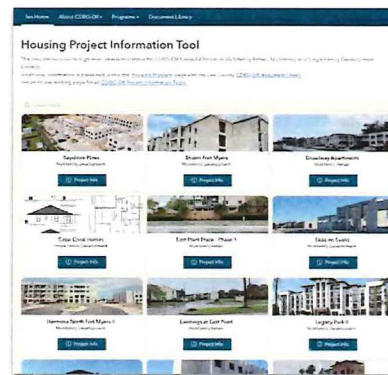
Provides comprehensive behavioral health and supportive services for disaster-impacted and vulnerable Lee County residents through Centerstone’s Certified Community Behavioral Health Clinic (CCBHC) model, including mental health treatment, substance use services, crisis response, care coordination, and wrap-around support services.

# Accountability and Resources

## Action Plans + Amendments




## Website Project Information Tools



<https://cdbgdr.leegov.com/>

## Quarterly Performance Reports



# Discussion and Feedback

Discussion

Contact us at [recovery@leegov.com](mailto:recovery@leegov.com)

Post Presentation Survey

