

Residential Permit Approval

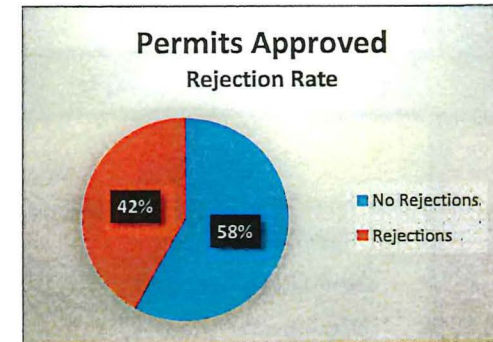
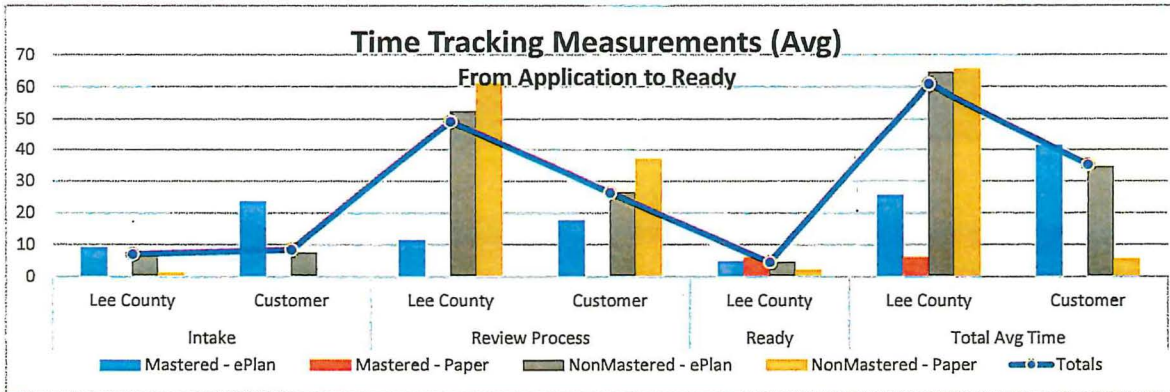
Time Tracking (Average Days)

December 2024

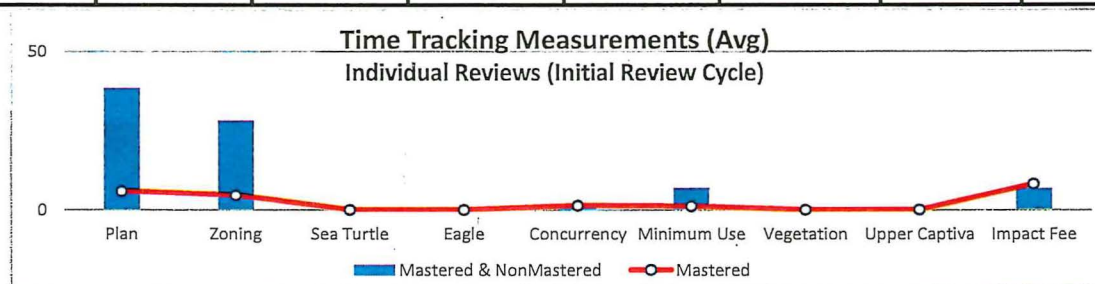
Total Counts	Record Count	# Resubmits	By Record Count	
			No Rejections	Rejections
Mastered - ePlan	61	34	37	24
Mastered - Paper	2	0	2	0
NonMastered - ePlan	568	351	336	232
NonMastered - Paper	41	35	15	26
Totals	672	420	390	282

Resubmit Reviews	Avg Time	Avg Time
Mastered - ePlan	1	1
Mastered - Paper	0	
NonMastered - ePlan	16	14
NonMastered - Paper	13	
Total Average	10	

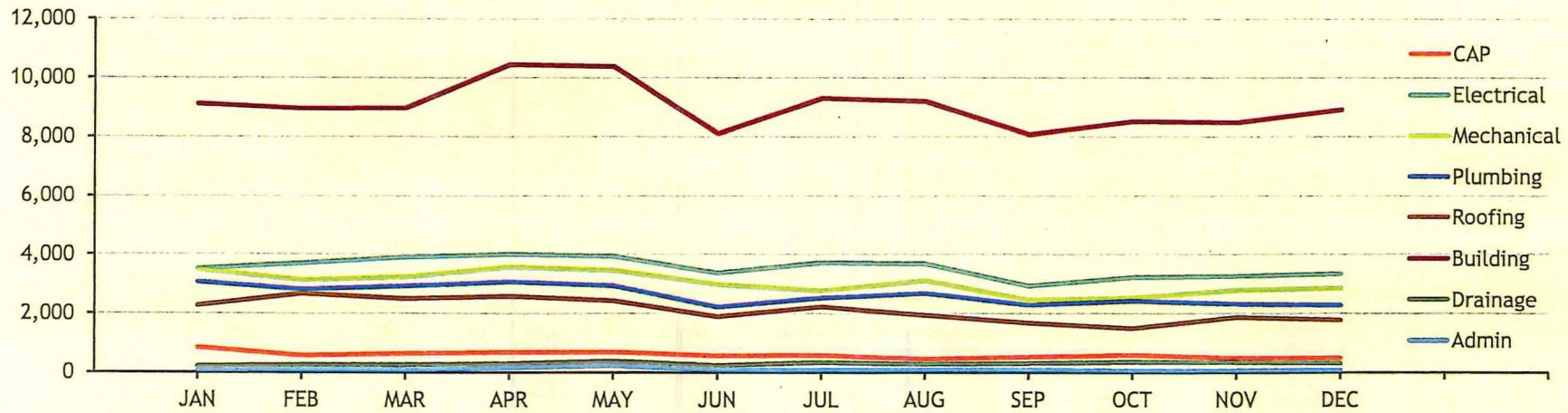
Measurements	Intake		Review Process		Ready	Total Avg Time		Totals (Avg)
	Lee County	Customer	Lee County	Customer	Lee County	Lee County	Customer	
Mastered - ePlan	9	24	11	18	5	25	41	67
Mastered - Paper	0	0	0	0	6	6	0	6
NonMastered - ePlan	7	8	52	26	5	64	34	99
NonMastered - Paper	1	0	61	37	2	65	6	71
Totals	7	9	49	26	5	61	35	96



Initial Reviews	Plan	Zoning	Sea Turtle	Eagle	Concurrency	Minimum Use	Vegetation	Upper Captiva	Impact Fee	Max Time
Mastered - ePlan	5	4	0	0	1	1	0	0	9	9
Mastered - Paper	6	6	0	0	0	0	0	0	0	6
NonMastered - ePlan	42	31	0	0	2	8	0	0	7	42
NonMastered - Paper	43	26	0	0	1	0	0	0	4	37
Totals	39	28	0	0	2	7	0	0	7	39



Monthly Inspections



NOTES:

REGION	JAN	FEB	MAR	APR	MAY	JUN	JUL	AUG	SEP	OCT	NOV	DEC	TOTAL	%
CAP	837	562	635	683	682	555	579	449	526	586	479	493	7,066	3%
Electrical	3,528	3,719	3,916	4,015	3,944	3,386	3,731	3,697	2,942	3,229	3,271	3,354	42,732	17%
Mechanical	3,494	3,140	3,243	3,582	3,463	2,995	2,779	3,123	2,457	2,528	2,798	2,867	36,469	14%
Plumbing	3,074	2,828	2,935	3,085	2,955	2,221	2,533	2,688	2,295	2,426	2,318	2,277	31,635	12%
Roofing	2,265	2,667	2,494	2,582	2,430	1,881	2,221	1,935	1,678	1,493	1,864	1,769	25,279	10%
Building	9,128	8,966	8,982	10,452	10,382	8,096	9,319	9,215	8,067	8,530	8,491	8,932	108,560	42%
Drainage	213	250	251	298	386	241	349	286	307	357	343	319	3,600	1%
Admin	67	84	70	170	244	82	81	94	97	46	58	69	1,162	0%
TOTAL	22,606	22,216	22,526	24,867	24,486	19,457	21,592	21,487	18,369	19,195	19,622	20,080	256,503	100%